

Market Report

April, 2020



David William Hotel

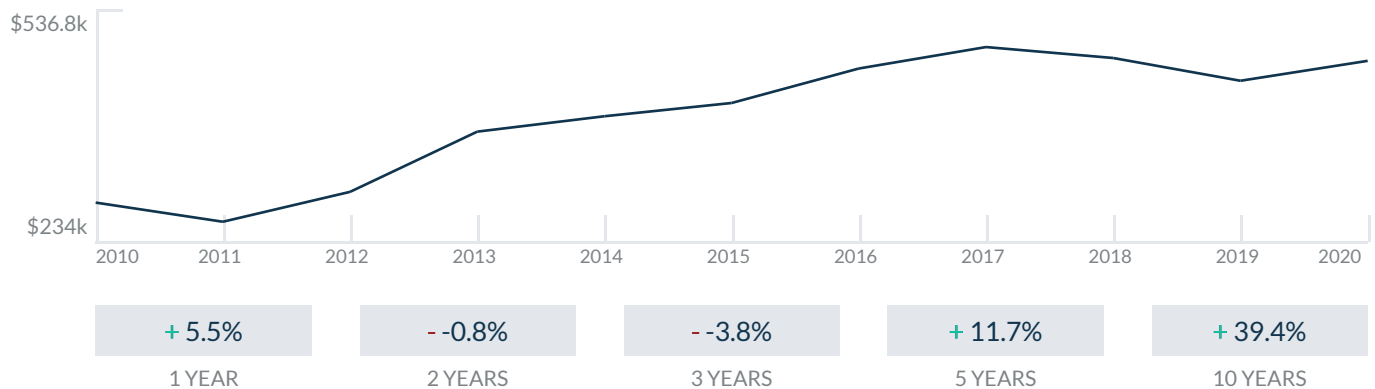
700 Biltmore Way
Coral Gables, FL 33134

Every month we compile this comprehensive market report focus on David William Hotel in this convenient and easy to read format. Our datas comes from more than six different sources including MLS Associations, County Offices and Financial Institutions. Get this report for free every month on our website davidwilliamcondosforsale.com.

Property Stats

POSTAL CODE 33134

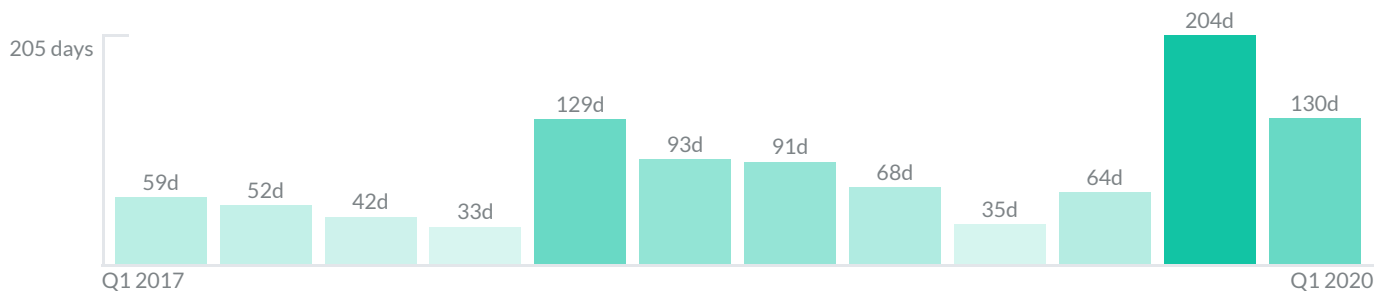
The property stats graph represents the median price evolution since ten years in your postal code area.



Similar Properties

DAYS ON THE MARKET

Everyday 3 months we monitor how many days it takes for similar properties to be sold. This is also a good indicator to know when to buy or sale!



Mortgage Rates

PER YEAR

Understanding mortgage economics is important when you want to buy with a loan. Below is the historical yearly average mortgage rates in the Unites States retrieved from Freddie Mac©

30 YEARS FIXED 4.4%



15 YEARS FIXED 3.9%



5/1-YEAR ADJUSTABLE 3.9%



Schools

CLOSEST

Having good schools nearby is important if you have kids or plan to rent or sell your home. Ratings are retrieved from the leading independent and nonprofit GreatSchools©

ELEMENTARY SCHOOL
Somerset Gables Academy
10/10

MIDDLE SCHOOL
George Washington Carver Middle School
10/10

HIGH SCHOOL
Academy Of Arts & Minds
4/10

Insights

IN DAVID WILLIAM HOTEL

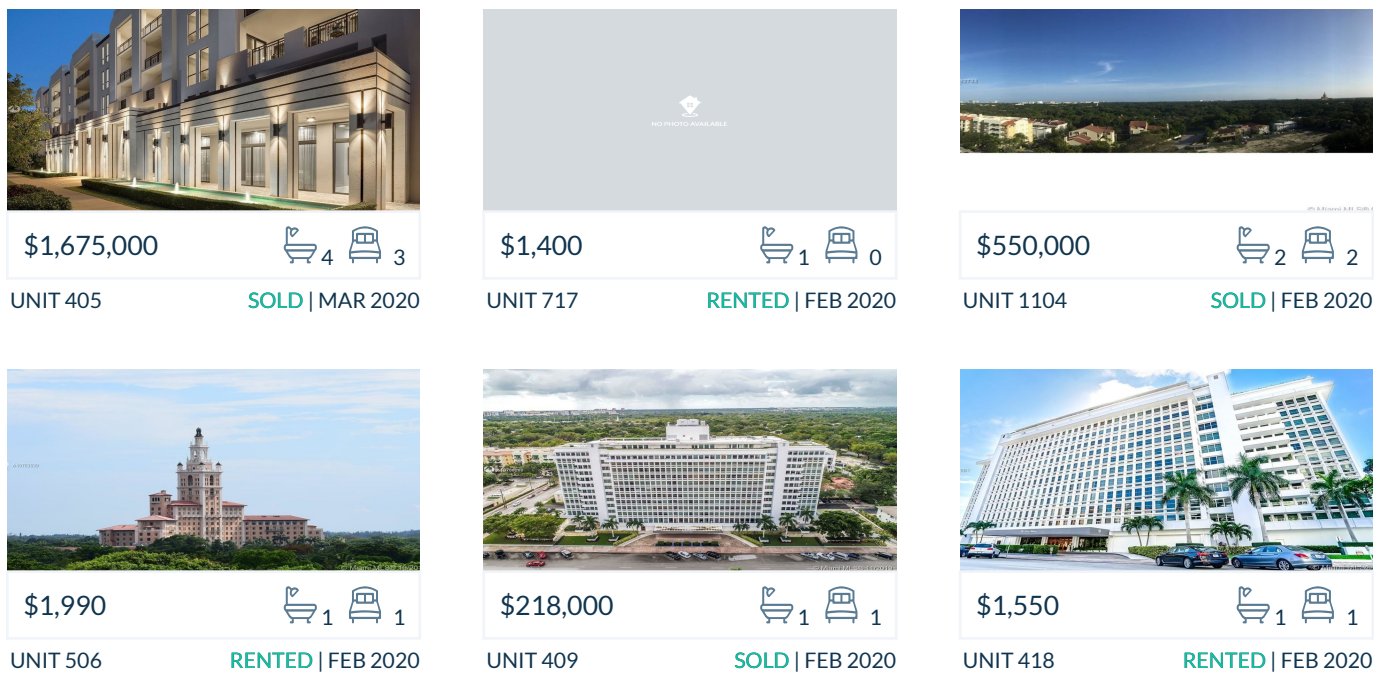
Below the average listing prices of available unit per property type.



Activity

SOLD OR RENTED

Below the latest transactions reported by the local MLS Association for David William Hotel



Sold

LAST 20 PROPERTIES SOLD IN DAVID WILLIAM HOTEL

Unit	Price	Beds/Baths	\$/Sqft	Sqft	Buying Date	Days on Market
405	\$1,675,000	3/4	\$710.3	2,358	Feb 2020	11
1104	\$550,000	2/2	\$343.8	1,600	Jan 2020	362
409	\$218,000	1/1	\$244.9	890	Jan 2020	17
802	\$239,000	1/1	\$268.5	890	Nov 2019	204
201	\$1,725,000	3/4	\$745.1	2,315	Sep 2019	32
511	\$219,000	1/1	\$277.2	790	Aug 2019	139
PH-504	\$1,690,000	3/4	\$697.8	2,422	Aug 2019	22
1007	\$240,000	1/1	\$311.7	770	May 2019	N/A
617	\$145,000	0/1	\$322.2	450	May 2019	15
306	\$225,000	1/1	\$288.5	780	Apr 2019	55
914	\$149,000	1/1	\$331.1	450	Mar 2019	83
915	\$149,000	1/1	\$354.8	420	Feb 2019	83
318	\$155,000	0/1	\$344.4	450	Jan 2019	39
603	\$215,000	1/1	\$358.3	600	Dec 2018	66
207	\$215,000	1/1	\$279.2	770	Dec 2018	79
614	\$160,000	0/1	\$355.6	450	Nov 2018	24
916	\$145,000	0/1	\$329.5	440	Nov 2018	4
R3	\$79,900	0/1	\$235.0	340	Nov 2018	120
519	\$225,000	1/1	N/A	N/A	Nov 2018	252
402	\$226,000	1/1	\$253.9	890	Jun 2018	196

Rented

LAST 20 PROPERTIES RENTED IN DAVID WILLIAM HOTEL

Unit	Price	Beds/Baths	\$/Sqft	Sqft	Rented Date	Days on Market
717	\$1,400	0/1	\$3.1	450	Feb 2020	19
506	\$1,990	1/1	\$2.6	780	Jan 2020	107
418	\$1,550	1/1	\$3.4	450	Jan 2020	63
807	\$1,800	1/1	\$2.3	780	Dec 2019	35
907	\$1,900	1/1	\$2.5	770	Dec 2019	58
1216	\$1,600	1/1	\$3.6	440	Dec 2019	16
1111	\$1,950	1/1	\$2.5	790	Oct 2019	91
405	\$1,775	1/1	\$2.3	760	Aug 2019	65
318	\$1,500	0/1	\$3.3	450	Aug 2019	22
415	\$1,500	0/1	\$3.6	420	Aug 2019	23
206	\$6,999	2/3	\$3.5	1,976	Aug 2019	81
805	\$2,100	1/1	N/A	N/A	Jul 2019	22
7	\$1,100	1/1	\$2.1	513	Jun 2019	22
506	\$1,900	1/1	\$2.4	780	Jun 2019	20
1111	\$1,950	1/1	\$2.5	790	May 2019	53
1115	\$1,400	0/1	\$3.1	450	Apr 2019	74
205	\$7,999	3/4	\$3.4	2,358	Apr 2019	24
615	\$1,400	0/1	\$3.3	420	Apr 2019	30
1102	\$1,900	1/1	\$2.1	890	Apr 2019	12
601-02	\$4,250	3/3	\$1.9	2,180	Apr 2019	10

Currently Listed

ACTIVE LISTINGS 1/2

Unit	Price	Beds/Baths	\$/Sqft	Sqft	Listing Date	Owner
PH-503	\$1,545,000	2/3	\$729.8	2117	Feb 2020	VALENCIA PA...
203	\$1,385,000	2/3	\$654.2	2117	Feb 2020	VALENCIA PA...
205	\$209,900	1/1	\$276.2	760	Mar 2020	ARTURO ALF...
206	\$1,750/mth	1/1	\$2.2	780	Feb 2020	ST LUCIE VEN...
207	\$223,900	1/1	\$290.8	770	Feb 2020	ROSE DESENA
217	\$1,450/mth	0/1	\$3.2	450	Feb 2020	DAVID J JAIM...
304	\$1,810,000	3/4	\$747.3	2422	Feb 2020	VALENCIA PA...
305	\$1,600,000	3/4	\$682.3	2345	Feb 2020	VALENCIA PA...
306	\$7,200/mth	2/3	\$3.7	1972	Feb 2020	BENITO A RO...
311	\$245,000	1/1	\$310.1	790	Feb 2020	RAFAEL DAVI...
408	\$1,150,000	2/2	\$697.4	1649	Feb 2020	N/A
408	\$5,950/mth	2/2	\$3.6	1649	Feb 2020	N/A
610	\$485,000	2/2	\$376.0	1290	Feb 2020	DALE CHAPM...
615	\$1,500/mth	0/1	\$3.6	420	Feb 2020	DW 615 LLC C...
716	\$1,800/mth	0/1	\$4.1	440	Mar 2020	KAYSA MAK...
808	\$1,450/mth	0/1	\$3.2	450	Feb 2020	
816	\$1,800/mth	0/1	\$4.1	440	Mar 2020	KAYSA B MAK...
915	\$179,000	0/1	\$426.2	420	Mar 2020	N/A
918	\$1,365/mth	0/1	\$3.0	450	Feb 2020	ELENA KIRILO...
1001	\$500,000	2/2	\$387.6	1290	Feb 2020	PAUL SUSZ CL...

Currently Listed

ACTIVE LISTINGS 2/2

Unit	Price	Beds/Baths	\$/Sqft	Sqft	Listing Date	Owner
1017	\$1,450/mth	0/1	\$3.2	450	Feb 2020	MARIA DEL C...
1103	\$1,600/mth	1/1	\$2.7	600	Feb 2020	WALID MINA...
1103	\$1,600/mth	1/1	\$2.7	600	Mar 2020	WALID MINA...
1115	\$165,000	0/1	\$392.9	420	Mar 2020	N/A